














PRODUCT LINE MATRIX
ACCESS POINTS

CATEGORY	INDOOR								REMOTE			OUTDOOR	
FEATURE	AP-103H	AP-103 IAP-103	AP-104/105 IAP-104/105	AP-204/205 IAP-204/205	AP-114/115 IAP-114/115	AP-214/215 IAP-214/215	AP-134/135 IAP-134/135	AP-224/225 IAP-224/225	RAP-3WN/RAP-3WNP	RAP-108/109	RAP-155/155P	AP-175P/175AC IAP-175P/175AC	AP-274/275 IAP-274/275
SHIPS WITH AOS IMAGE	✓	✓	✓	✓	✓	✓	✓	✓	No	No	No	✓	✓
SHIPS WITH INSTANT IMAGE	No	✓	✓	✓	✓	✓	✓	✓	✓	✓	✓	✓	✓
NUMBER OF RADIOS	2	2	2	2	2	2	2	2	1	2	2	2	2
SUPPORTED BANDS	Dual concurrent	Dual concurrent	Dual concurrent	Dual concurrent	Dual concurrent	Dual concurrent	Dual concurrent	Dual concurrent	2.4GHz	Dual concurrent	Dual concurrent	Dual concurrent	Dual concurrent
WI-FI STANDARDS	802.11a/b/g/n	802.11a/b/g/n	802.11a/b/g/n	802.11a/b/g/n/ac	802.11a/b/g/n	802.11a/b/g/n/ac	802.11a/b/g/n	802.11a/b/g/n/ac	802.11b/g/n	802.11a/b/g/n	802.11a/b/g/n	802.11a/b/g/n	802.11a/b/g/n/ac
RADIO MIMO TYPE	2x2:2	2x2:2	2x2:2	2x2:2	3x3:3	3x3:3	3x3:3	3x3:3	2x2:2	2x2:2	2x2:2 (2.4 GHz), 3x3:3 (5 GHz)	2x2:2	3x3:3
MAX NUMBER OF BSSIDS (PER RADIO)	8	16	8	16	16	16	16	16	16	16	16	8	16
MAX NUMBER OF ASSOCIATED CLIENTS PER RADIO	Tunnel: 32 per AP Other: 32 per AP	Tunnel: 255 Other: 110	Tunnel: 255 Other: 110	255	Tunnel: 255 Other: 110	255	Tunnel: 255 Other: 110	255	Tunnel: 255 Other: 110	Tunnel: 255 Other: 110	Tunnel: 255 Other: 110	Tunnel: 255 Other: 110	255
MAX TRANSMIT POWER (PER RADIO CHAIN, MCS0) 2.4 GHZ/5 GHZ	18 dBm 18 dBm	18 dBm 18 dBm	20 dBm 20 dBm	18 dBm 18 dBm	20 dBm 19 dBm	18 dBm 18 dBm	17 dBm 17 dBm	18 dBm 18 dBm	17 dBm	18 dBm 18 dBm	18 dBm 18 dBm	22 dBm 22 dBm	23 dBm 23 dBm
RF CONNECTORS (RP-SMA)	No	No	4x (AP-104)	2x DB (AP-204)	3x DB (AP-114)	3x DB (AP-214)	3x DB (AP-134)	3x DB (AP-224)	No	2x DB (RAP-108)	No	4 Nf	6 Nf (AP-274)
INTEGRATED ANTENNAS	2x omni (DB)	2x omni downtilt (DB)	4x omni downtilt (AP-105)	4x omni downtilt (AP-205)	6x omni downtilt (AP-115)	6x omni downtilt (AP-215)	6x omni downtilt (AP-135)	6x omni downtilt (AP-225)	2x 2.4 GHz omni	4x omni (RAP-109)	5x omni	N/A	3x 2.4 GHz omni (AP-275) 3x 5 GHz omni (AP-275)

CATEGORY	INDOOR								REMOTE	OUTDOOR			
FEATURE	AP-103H	AP-103 IAP-103	AP-104/105 IAP-104/105	AP-204/205 IAP-204/205	AP-114/115 IAP-114/115	AP-214/215 IAP-214/215	AP-134/135 IAP-134/135	AP-224/225 IAP-224/225	RAP-3WN/RAP-3WNP	RAP-108/109	RAP-155/155P	AP-175P/175AC IAP-175P/175AC	AP-274/275 IAP-274/275
													
TPM MODULE	No	✓	✓	✓	✓	✓	✓	✓	✓	✓	✓	No	✓
NETWORK INTERFACES	1x GE + 2x FE + 1x passthrough RJ-45	1x GE	1x GE	1x GE	1x GE	1x GE	2x GE	2x GE	3x FE	1x GE + 1x FE	5x GE	1x GE	2x GE
JUMBO FRAME SUPPORT ON UPLINK	No	No	No	✓	No	✓	No	✓	No	No	No	No	✓
USB HOST INTERFACE	No	No	No	No	✓	✓	No	✓	✓	✓	✓	No	No
CONSOLE PORT	Header	Header	RJ-45	RJ-45	RJ-45	RJ-45	RJ-45	RJ-45	Header	RJ-45	Header	USB Type A	Micro USB
POE PD POWER	3af	3af	3af	3af	3af/3at	3af/3at	3af	3af/3at	No	3af/at	No	3at	3at
POE PSE	No	No	No	No	No	No	No	No	No/802.3af	No	No/802.3at (1x) or 802.3af (2x)	✓ (AP-175AC)	No
DC POWER SUPPORT	12V	12V	12V	12V	12V	12V	12V	12V	12V / 48V	12V	12V / 54V	N/A	N/A
SHIPS WITH AC-TO-DC ADAPTER	No	No	No	No	No	No	No	No	✓ (cord not included for RAP-3WNP)	No	✓ (cord not included for RAP-155P)	No	No
TEMPERATURE RANGE	0° C to +40° C	0° C to +40° C	0° C to +50° C	0° C to +40° C	0° C to +50° C	0° C to +50° C	0° C to +50° C	0° C to +50° C	0° C to +40° C	0° C to +40° C	0° C to +40° C	-40° C to +50° C	-40° C to +65° C
ENCLOSURE TYPE	Plastic	Plastic	Plastic/metal	Plastic/metal	Plastic/metal	Plastic/metal	Plastic/metal	Plastic/metal	Plastic	Plastic	Plastic	Plastic/metal	Plastic/metal
ENCLOSURE VOLUME (MM)	140 x 86 x 30	150 x 150 x 41.5	132 x 135 x 45	150 x 150 x 41.5	180 x 180 x 45	180 x 180 x 45	170 x 170 x 45	203 x 203 x 54	129 x 109 x 64	181 x 160 x 72	185 x 245 x 65	225 x 225 x 105	230 x 230 x 190 (AP-274) 230 x 240 x 270 (AP-275)

CATEGORY	INDOOR								REMOTE	OUTDOOR			
FEATURE	AP-103H	AP-103 IAP-103	AP-104/105 IAP-104/105	AP-204/205 IAP-204/205	AP-114/115 IAP-114/115	AP-214/215 IAP-214/215	AP-134/135 IAP-134/135	AP-224/225 IAP-224/225	RAP-3WN/RAP-3WNP	RAP-108/109	RAP-155/155P	AP-175P/175AC IAP-175P/175AC	AP-274/275 IAP-274/275
													
WEIGHT (UNIT ONLY, WITH DESK MOUNT)	260 g	300 g	300 g	380 g	650 g	650 g	760 g	750 g	180 g	460 g	700 g	3,500 g	2,700 g (AP-274) 2,400 g (AP-275)
PLENUM RATED	No	No	✓	✓	✓	✓	✓	✓	No	No	No	No	No
TAA/FIPS VERSION AVAILABLE	No	No	✓	✓	✓	✓	✓	✓	✓	✓	✓	✓	In process
LIFETIME WARRANTY	✓	✓	✓	✓	✓	✓	✓	✓	✓	✓	✓	No	✓
MINIMUM SOFTWARE VERSION	ArubaOS 6.4.1.0	ArubaOS 6.4.0.0 InstantOS 4.1.0.0	ArubaOS 3.4.1.0 (AP-105) ArubaOS 6.1.3.0 (AP-104) InstantOS 2.0.0.3	ArubaOS 6.4.1.0 InstantOS 4.1.1.0	ArubaOS 6.3.1.0 InstantOS 4.0.0.0	ArubaOS™ 6.4.2.0 InstantOS™ 4.1.1.0	ArubaOS 6.1.1.0 InstantOS 2.0.0.3	ArubaOS 6.3.0.0 InstantOS 4.0.0.0	ArubaOS 6.1.4.0 InstantOS 3.0.0.0	ArubaOS 6.2.0.0 InstantOS 3.2.0.0	ArubaOS 6.3.0.0 InstantOS 3.3.0.1	ArubaOS 5.0.2.1 InstantOS 2.0.0.3	ArubaOS 6.4.0.0 InstantOS 4.1.0.0
SPECTRUM ANALYSIS SUPPORT	✓	✓	✓	✓	✓	✓	✓	✓	✓	✓	✓	✓	✓
MAXIMUM POWER CONSUMPTION (EXCLUDING USB, POE PSE)	8.3W (DC) 9.4W (PoE)	8W (DC) 9.5W (PoE)	10W (DC) 12.5W (PoE)	11.7W (DC) 12.5W (PoE)	12W (DC) 13W (PoE)	13.6W (DC) 14.9W (PoE)	12W (DC) 13.5W (PoE)	15.5W (DC) 13.5W/17W (PoE)	4.0W/5.5W	12.5W	15.5W	18W	23W
MAX IPSEC ENCRYPTED WIRED THROUGHPUT (RAP MODE)	10	10	15	20	20	20	40	100	20	20	100	15	100



1344 CROSSMAN AVE | SUNNYVALE, CA 94089
1.866.55.ARUBA | T: 1.408.227.4500 | FAX: 1.408.227.4550 | INFO@ARUBANETWORKS.COM